

# AI-Driven System for Managing Invoices, Expenses, Assets, Clients, Payroll and Documents

## Introduction:

This AI-Driven System is a comprehensive solution designed to streamline and optimize your organization's financial operations. Whether you're a small business owner, a financial manager at a corporation, or an entrepreneur managing multiple ventures, AI-Driven System offers robust tools to efficiently handle all aspects of financial management.

## Purpose and Scope:

AI-Driven System is crafted to empower businesses of all sizes with intuitive and feature-rich financial management capabilities. From overseeing invoices and expenses to managing payroll and generating insightful reports, AI-Driven System provides a centralized platform to streamline and automate critical financial tasks. By offering a comprehensive suite of features, AI-Driven System aims to enhance productivity, improve accuracy, and facilitate informed decision-making across your organization.

## Development Languages:

**Frontend:** Angular, TypeScript, HTML, CSS, Tailwind

**Backend:** JavaScript, NodeJS, Express.JS

**Database:** SQL, MySQL (Can use DBeaver as well)

## List of Dependencies:

1. Must have Angular version 12+

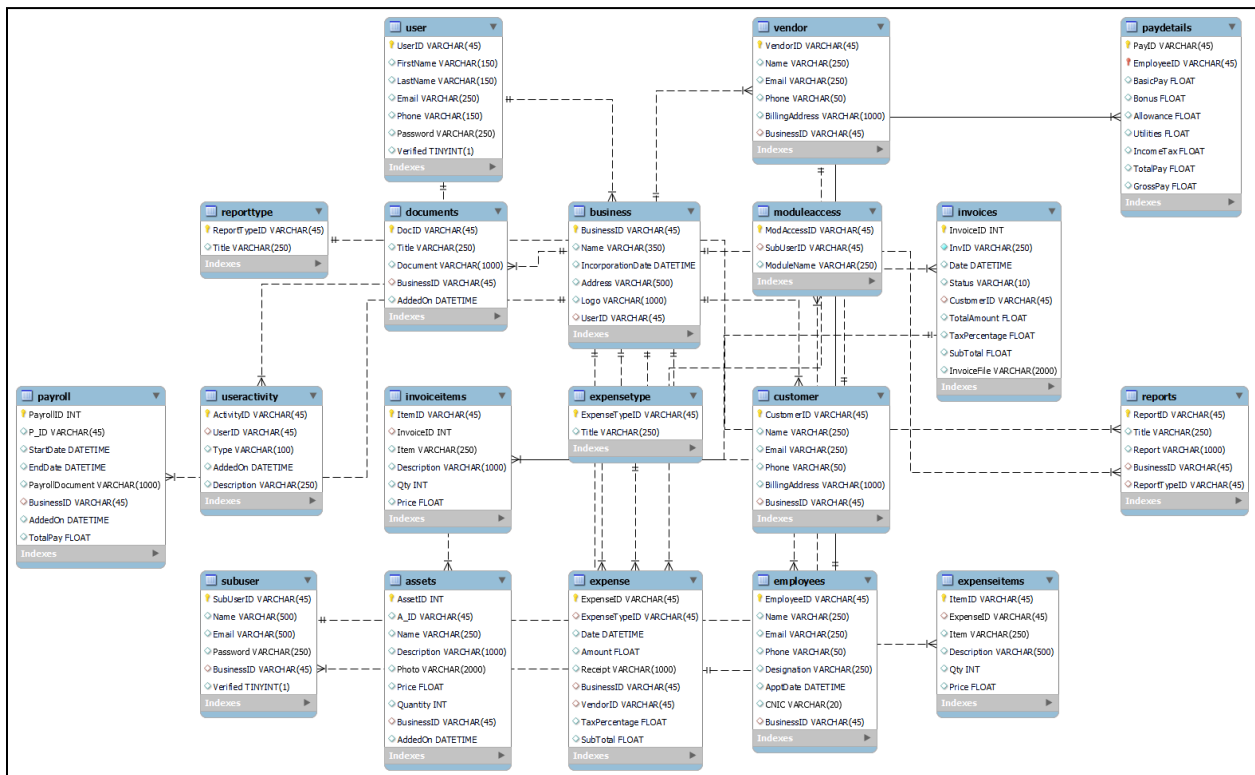
## System Requirements

Must have Angular version 12+

## Permissions Required

No permission is required.

## Database



Every user has a business to which the rest of the features are related.

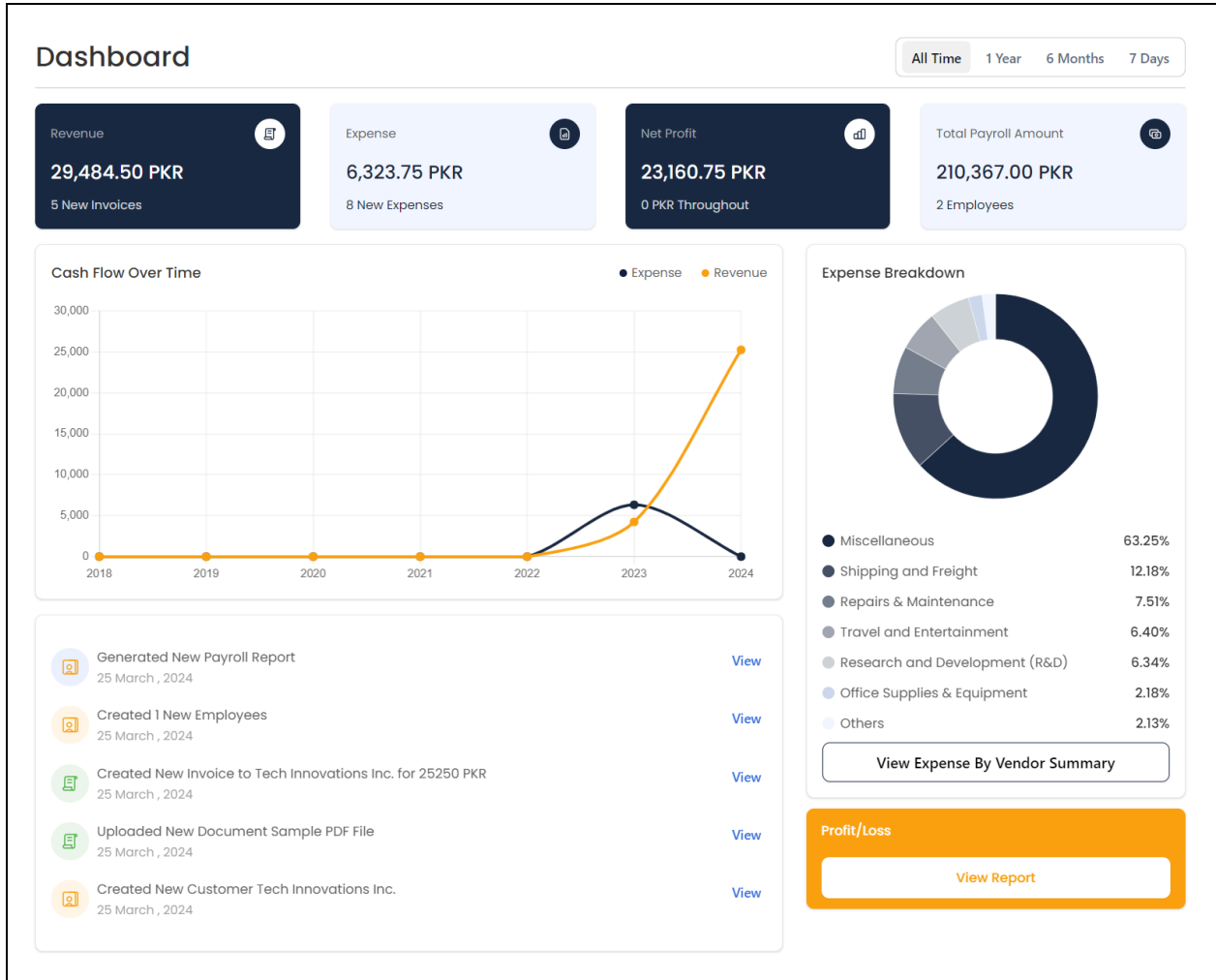
For every business, you have the following relationships:

1. Expenses (linked tables: Expense Type, Expense Items, Vendors)
2. Clients (Vendors, Customers)
3. Invoices (Invoice Items)
4. Assets
5. User Roles and Access Control (Subusers, Module Access)
6. Payroll (Payroll, Employees, Paydetails)
7. Documents
8. Reports (reports, report type)

## Features

### Dashboard

AI-Driven System offers a dynamic dashboard providing at-a-glance insights into key financial metrics, allowing users to monitor the health of their finances in real-time. The dashboard provides scorecards, charts, and graphs, offering a comprehensive overview of your organization's financial performance.



1. Filters: check results according to different filters based on time spans
2. Score Cards: view data quickly in numbers on scorecards
3. Charts: view data in form of charts to monitor trends and performance
4. Activity Log: view the log of recent activities performed on your system
5. Reports: view reports for profit/loss, expense by vendor etc.











## Invoice Management and Sharing

With AI-Driven System, you can effortlessly create, track, and manage invoices.

## Invoices

[+ Create New Invoice](#)

Search Past Invoices Filter Date

Company Details	Invoice ID	Date Created	Status	Invoice Amount	
Jade & Partners jadeandpart@example.com	INV-002	2023-07-07T16:21:54.000Z	Not Shared	250.00 (includes 20 amount PKR tax)	<a href="#">View Invoice</a>  
Acme Industries acme@example.com	INV-003	2023-07-07T16:23:12.000Z	Not Shared	150.00 (includes 20 amount PKR tax)	<a href="#">View Invoice</a>  
Acme Industries acme@example.com	INV-004	2023-07-07T16:25:16.000Z	Not Shared	3,162.50 (includes 412.5 amount PKR tax)	<a href="#">View Invoice</a>  
XYZ Corporation xyz@example.com	INV-005	2023-07-07T16:27:05.000Z	Not Shared	672.00 (includes 72 amount PKR tax)	<a href="#">View Invoice</a>  
Tech Innovations Inc. info@techinnovations.com	INV-006	2024-03-25T16:08:48.000Z	Not Shared	25,250.00 (includes 250 amount PKR tax)	<a href="#">View Invoice</a>  

5 ← Previous **1** Next →

## Create New Invoice

[Cancel](#) [Save](#)

### PookiDevs Technologies LLC

Date: 25 March, 2024

Bill to

Select Company ▼

Items

Item Name	Item & Description	Quantity	Price
<input type="text" value="Add Item Name"/>	<input type="text" value="Add Item Description"/>	- <input type="text" value="0"/> +	<input type="text" value="0"/> pkr
<a href="#">+ Add New Item</a>			

Sub Total: 0.00 pkr


[- Remove Tax Percentage](#)


Tax Percentage:  %

Total Amount: 0.00 pkr

The system enables seamless sharing of invoices with clients and vendors, streamlining the billing process and ensuring timely payments.

You can also download the invoices in PDF format.

View Invoice Return To Home Send To Customer 



### INVOICE

**PookiDevs Technologies**  
Plot 59G, Street 7, KNCT Hub,  
I-10/3, Islamabad,  
Pakistan

Date: 7 July, 2023  
Invoice ID: INV-002

Bill To  
**Jade & Partners**  
(777) 111-2222  
321 Elm St, City W


#	Item & Description	Quantity	Price
1	Website Development Complete Website Development	1	200.00
2	SEO The complete SEO of the website.	1	30.00

Sub Total: 230.00 pkr  
Tax Percentage: 8% (20.00 pkr)  

---

Total Amount: 250.00 pkr

View Invoice Return To Home



### INVOICE

Date: 7 July, 2023  
Invoice ID: INV-002

#### Send Invoice

This action will send the invoice to Jade & Partners's email address `jadeandpart@example.com`

Cancel Confirm

#	Item & Description	Quantity	Price
1	Website Development Complete Website Development	1	200.00

Search and filter through the invoices.

## Invoices

[+ Create New Invoice](#)

Q acm Filter Date

Company Details	Invoice ID	Date Created	Status	
Acme Industries acme@example.com	INV-003	2023-07-07T16:23:12.000Z	Not Shared	View Invoice
Acme Industries acme@example.com	INV-004	2023-07-07T16:25:16.000Z	Not Shared	View Invoice

**Filter By Status**

Not Shared

Shared

## Expenses Management

AI-Driven System simplifies expense tracking and management, allowing users to categorize expenses, capture receipts, and reconcile transactions with ease. By providing robust expense management capabilities, AI-Driven System helps organizations maintain control over their spending and optimize financial resources.

View expenses:

- [Dashboard](#)
- [Invoices](#)
- [Expenses](#)
- [Documents](#)
- [Payroll](#)
- [Clients](#)
- [Assets](#)
- [Users](#)
- [Logout](#)

## Expenses

[+ Create New Expense](#)

Q Search Past Expenses Filter Date

Expense ID	Expense Type	Date Created	Expense Amount	
8ldFh7YDkurm6ocbQVLGH	Travel and Entertainment	07/07/2023	405.00	View Details
ekpglQoDXXsVwnh8DLNIF4	Advertising & Marketing	07/07/2023	135.00	View Details
i4k7u3FoW8cnSShj3xu3GR	Research and Development (R&D)	07/07/2023	400.75	View Details
nwmzqbsDt1xpUwRFmb34J3	Office Supplies & Equipment	07/07/2023	138.00	View Details
oKsBhFc3YK1xLF8MvTrDml	Miscellaneous	17/07/2023	2,000.00	View Details

5 | < Previous 1 Next >

Search and filter through the expenses:

View expenses and receipts in details:

Export expense reports:

**Preview Expense** Return To Home Download

**EXPENSE**

---

PookiDevs Technologies

Date: 7 July, 2023

Expense Type

Expense ID: 81d

**Travel and Entertainment**

#	Item & Description	Quantity	Price
1	<b>Flight ticket</b> Purchase Flight ticket for employee	1	300
2	<b>Hotel accommodation</b> Purchased 3 rooms accomodation for 3 nights	3	50

Sub Total: 450 pkr

Tax Percentage: 10% (45 pkr)

---

Total Amount: **405 pkr**

Create new expenses:

**Create New Expense** Cancel Save

**PookiDevs Technologies LLC**
Date: 25 March, 2024

---

Expense Category

Vendor (optional)

Select Category ▼

Select Vendor ▼

Items

Item Name	Item & Description	Quantity	Price
Add Item Name	Add Item Description	- 0 +	0 pkr

+ Add New Item

Sub Total: 0.00 pkr

- Remove Tax Percentage

Tax Percentage: 0 %

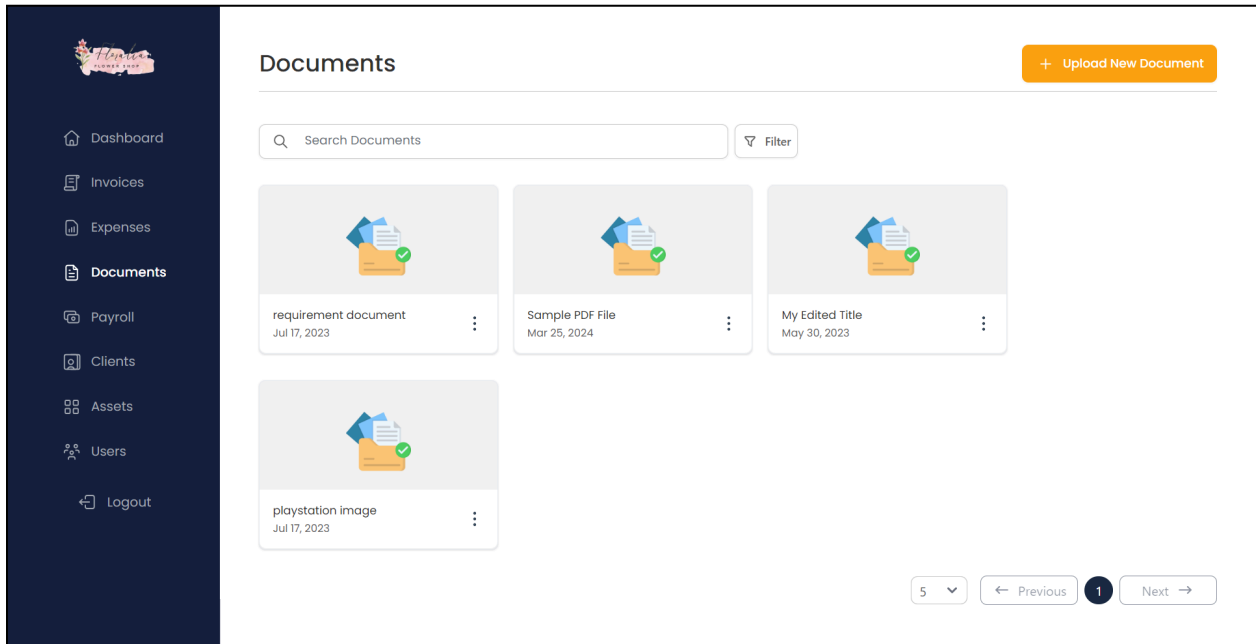
Total Amount: **0.00**

## Document Management

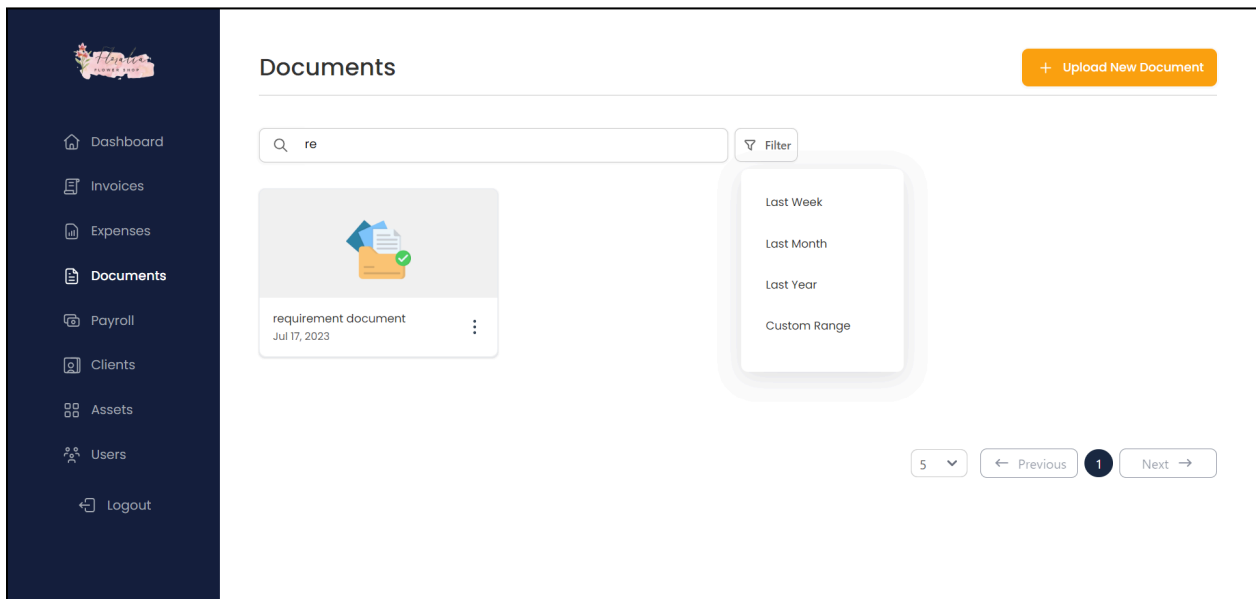
Efficient document management is crucial for maintaining organized financial records. AI-Driven System offers a centralized repository for storing and managing financial documents securely, ensuring easy access and compliance with regulatory requirements.



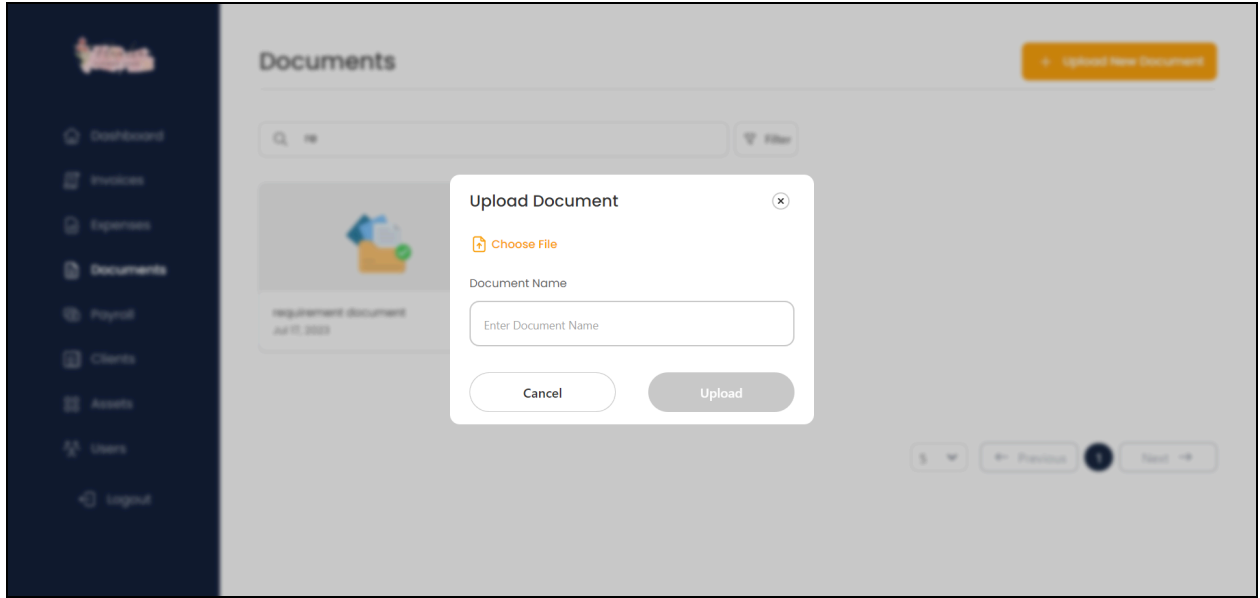
View your documents:



Search and filter through documents:



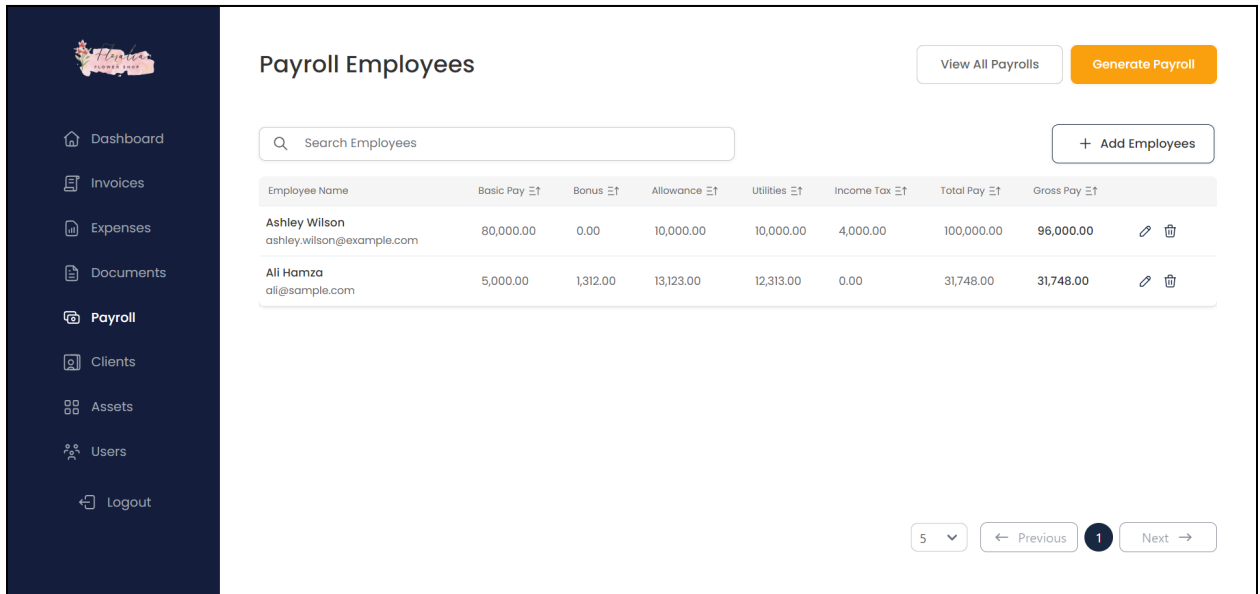
Upload documents:




## Payroll Management

Managing payroll can be complex and time-consuming. AI-Driven System automates payroll processes, including salary calculations, tax deductions, and employee payments, streamlining payroll administration and ensuring accuracy and compliance.

View all payrolls:



Add employees:



- [Dashboard](#)
- [Invoices](#)
- [Expenses](#)
- [Documents](#)
- [Payroll](#)
- [Clients](#)
- [Assets](#)
- [Users](#)
- [Logout](#)

### Add New Employees

Cancel
Save


Employee Name

Employee Email Address

Basic Pay	Bonus	Allowance	Utilities	Income Tax	Total Pay	Gross Pay
<input style="width: 40px;" type="text" value="0"/> PKR	<input style="width: 40px;" type="text" value="0"/> PKR	<input style="width: 40px;" type="text" value="0"/> PKR	<input style="width: 40px;" type="text" value="0"/> PKR	<input style="width: 40px;" type="text" value="0"/> PKR	<input style="width: 40px;" type="text" value="0"/> PKR	<input style="width: 40px;" type="text" value="0"/> PKR

+ Add


Generate, Save, and Download payrolls:



- [Dashboard](#)
- [Invoices](#)
- [Expenses](#)
- [Documents](#)
- [Payroll](#)
- [Clients](#)
- [Assets](#)
- [Users](#)
- [Logout](#)

### View Payroll

Return To Home
Save Payroll
Download



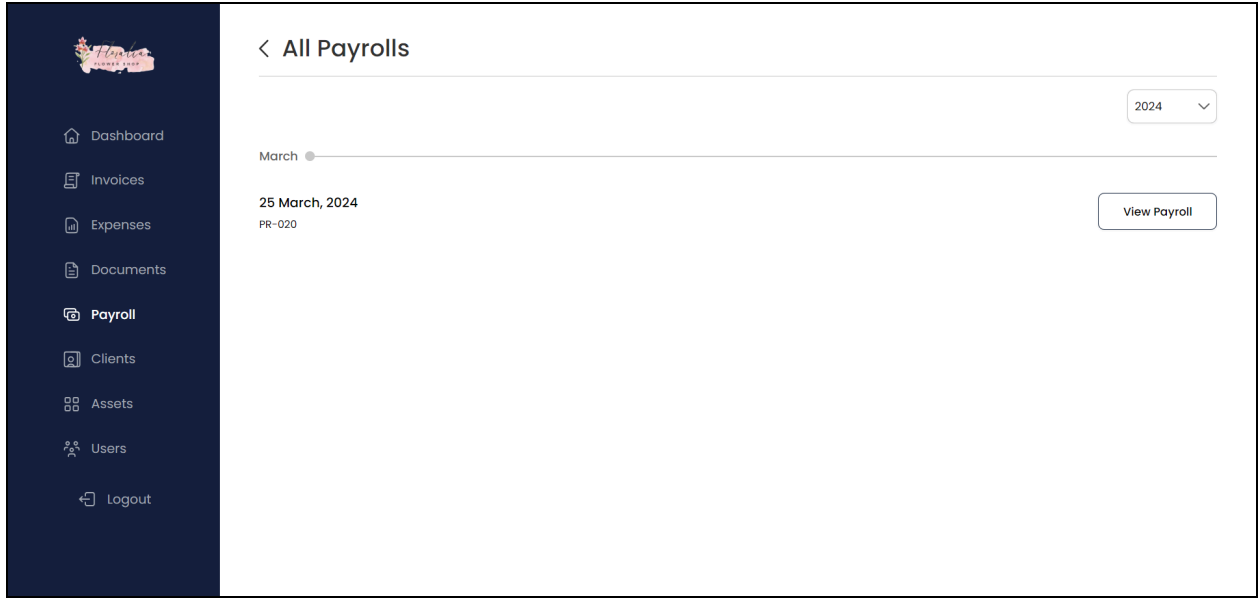
#### PAYROLL

Date: 25 March,2024  
Payroll ID: PR-021

**PookiDevs Technologies LLC**

Employee Name	Basic Pay	Bonus	Allowance	Utilities	Income Tax	Total Pay	Gross Pay
Ashley Wilson	80,000.00 PKR	0.00 PKR	10,000.00 PKR	10,000.00 PKR	4,000.00 PKR	100,000.00 PKR	96,000.00 PKR
Ali Hamza	5,000.00 PKR	1,312.00 PKR	13,123.00 PKR	12,313.00 PKR	0.00 PKR	31,748.00 PKR	31,748.00 PKR
<b>Totals:</b>	PKR	1,312.00 PKR	23,123.00 PKR	22,313.00 PKR	4,000.00 PKR	131,748.00 PKR	127,748.00 PKR

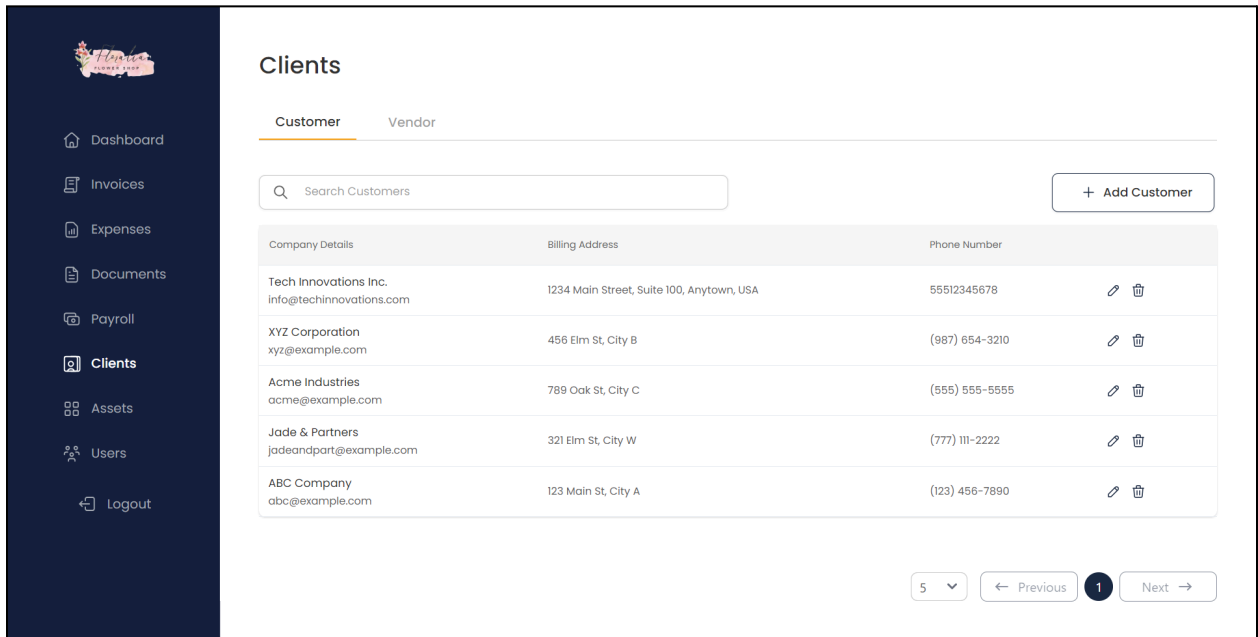
View Saved payrolls:



## Customer Management

AI-Driven System includes customer relationship management (CRM) functionality, allowing businesses to track interactions, manage accounts, and nurture relationships with customers effectively. By centralizing customer data, AI-Driven System facilitates personalized engagement and improves customer satisfaction.

View all customers:



Search through the list:

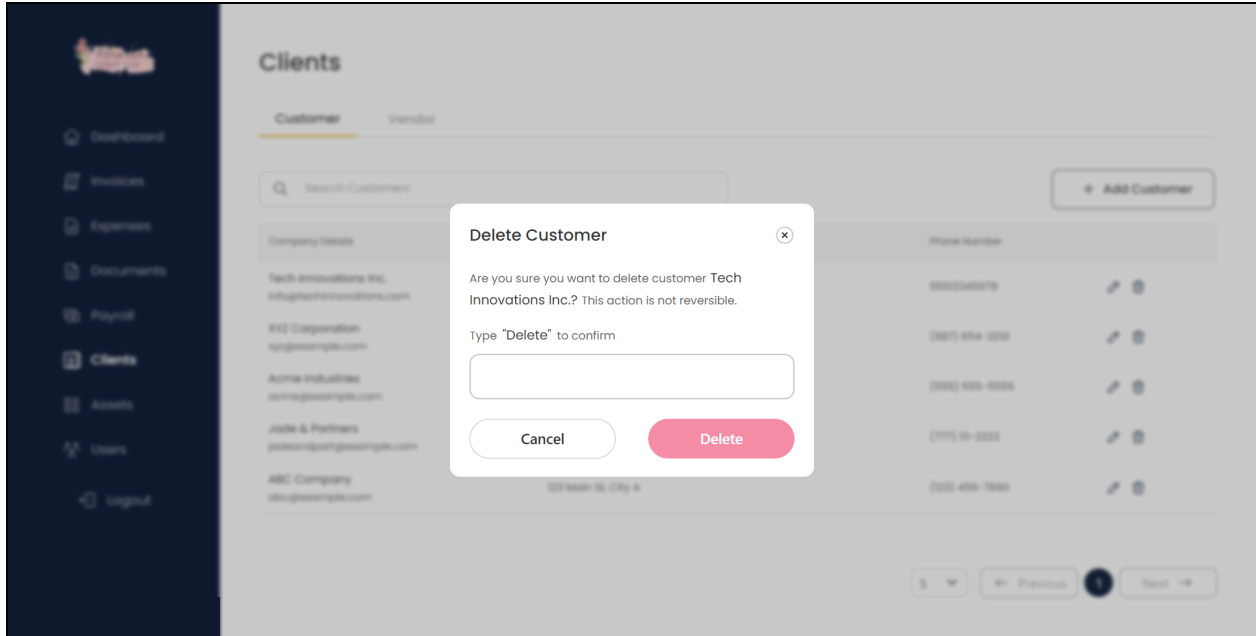
The screenshot shows a web application interface for managing clients. On the left is a dark sidebar with navigation links: Dashboard, Invoices, Expenses, Documents, Payroll, Clients (highlighted), Assets, Users, and Logout. The main content area is titled 'Clients' and has two tabs: 'Customer' (selected) and 'Vendor'. Below the tabs is a search bar containing 'tec' and an '+ Add Customer' button. A table displays client information with columns for Company Details, Billing Address, and Phone Number. The table contains one entry for 'Tech Innovations Inc.' with contact details and a phone number. At the bottom right, there are pagination controls showing '5' items, 'Previous', '1' (current page), and 'Next'.

Company Details	Billing Address	Phone Number	
Tech Innovations Inc. info@techinnovations.com	1234 Main Street, Suite 100, Anytown, USA	55512345678	

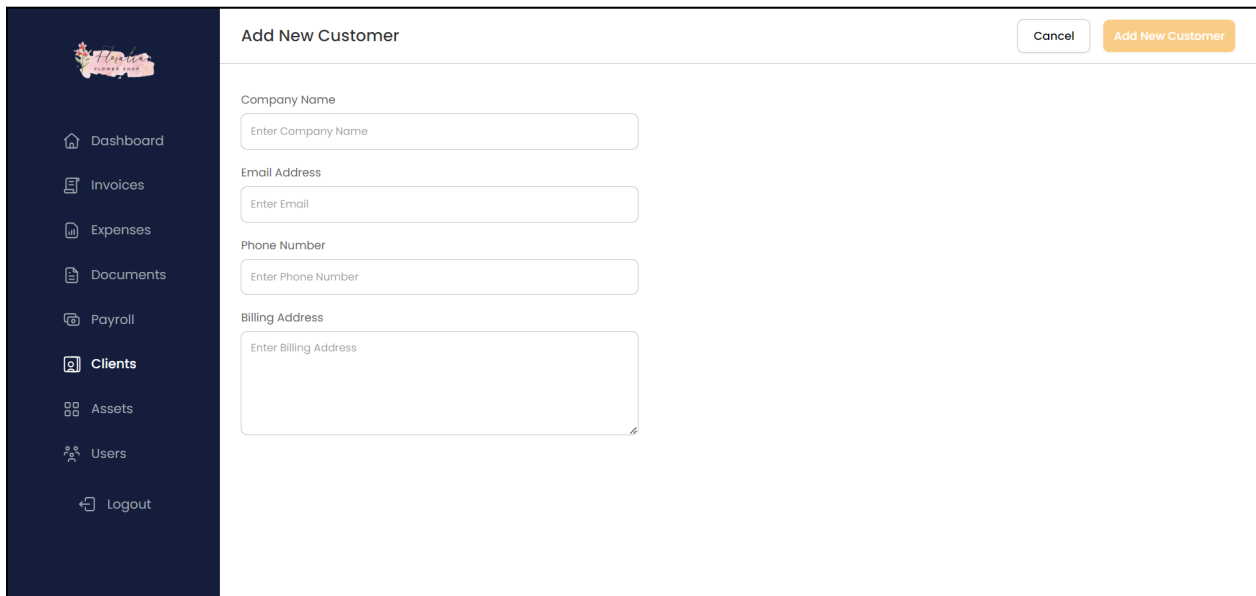
Edit customers:

The screenshot shows the 'Update Details' form for a client. The sidebar is the same as in the previous screenshot. The form title is 'Update Details' with 'Cancel' and 'Update' buttons. The form contains four input fields: 'Company Name' (Tech Innovations Inc.), 'Email Address' (info@techinnovations.com), 'Phone Number' (55512345678), and 'Billing Address' (1234 Main Street, Suite 100, Anytown, USA).

Delete customers:



Add new customers:



## Inventory and Asset Management

For businesses handling inventory and assets, AI-Driven System provides robust inventory management capabilities. From tracking stock levels to managing asset depreciation, AI-Driven System helps optimize inventory and asset utilization, minimizing costs and maximizing efficiency.

View all assets:

The screenshot shows the 'Assets' management interface. On the left is a dark sidebar with navigation links: Dashboard, Invoices, Expenses, Documents, Payroll, Clients, Assets (highlighted), Users, and Logout. The main content area has a header with the 'Assets' title and an '+ Add New Asset' button. Below the header are three summary cards: '5.00 No. of Unique Assets', '4,470,000.00 Total Asset Value', and '22.00 Total No. of Assets'. A search bar contains 'Search Assets' and a 'Filter' button. The asset list table has columns: Image, Asset Name, Description, Price, Quantity, and Date Created. The table lists five assets: PlayStation 4, Office Desk, Conference Room Table, Delivery Van, and Laptop. At the bottom right, there are pagination controls showing page 5 of 5, with 'Previous' and 'Next' buttons.

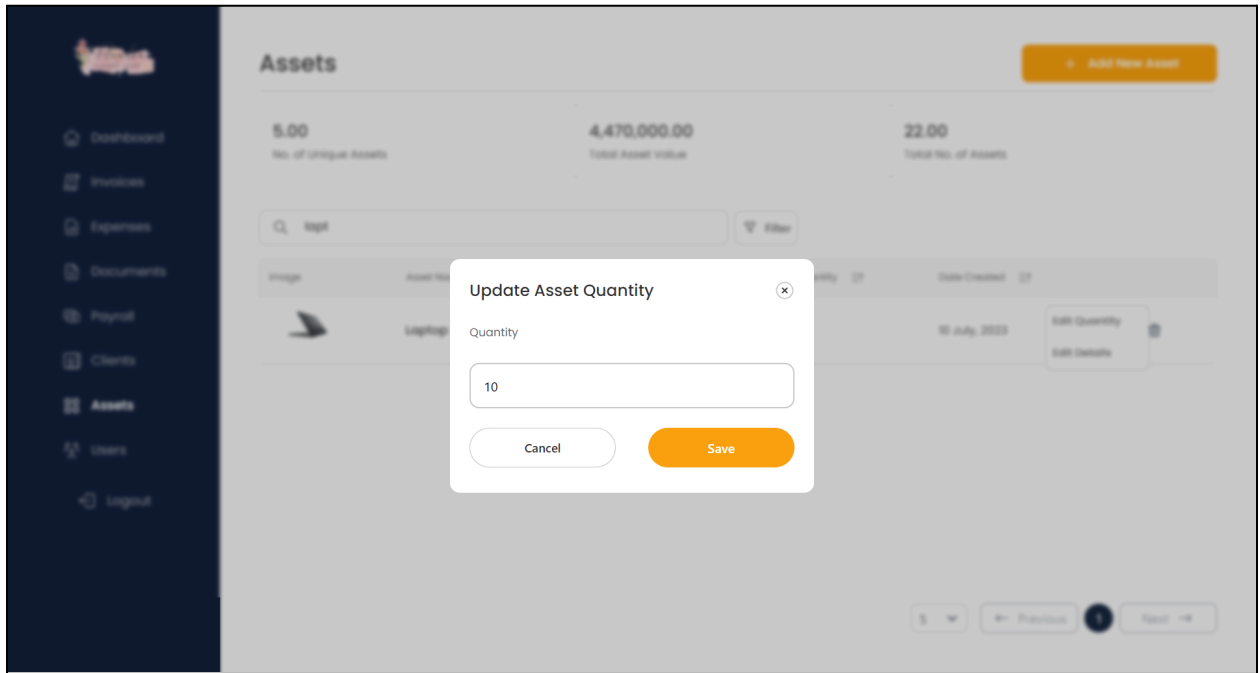
Image	Asset Name	Description	Price	Quantity	Date Created	
	Play Station 4	PlayStation 4 with 1 TB Storage and controllers	2,000.00	5	11 July, 2023	
	Office Desk	Wooden desk with drawers	30,000.00	2	10 July, 2023	
	Conference Room Table	Round table with seating for 8 people	480,000.00	4	10 July, 2023	
	Delivery Van	Ford Transit Connect	480,000.00	1	10 July, 2023	
	Laptop	Dell Inspiron 15"	200,000.00	10	10 July, 2023	

Search and filter through the list:

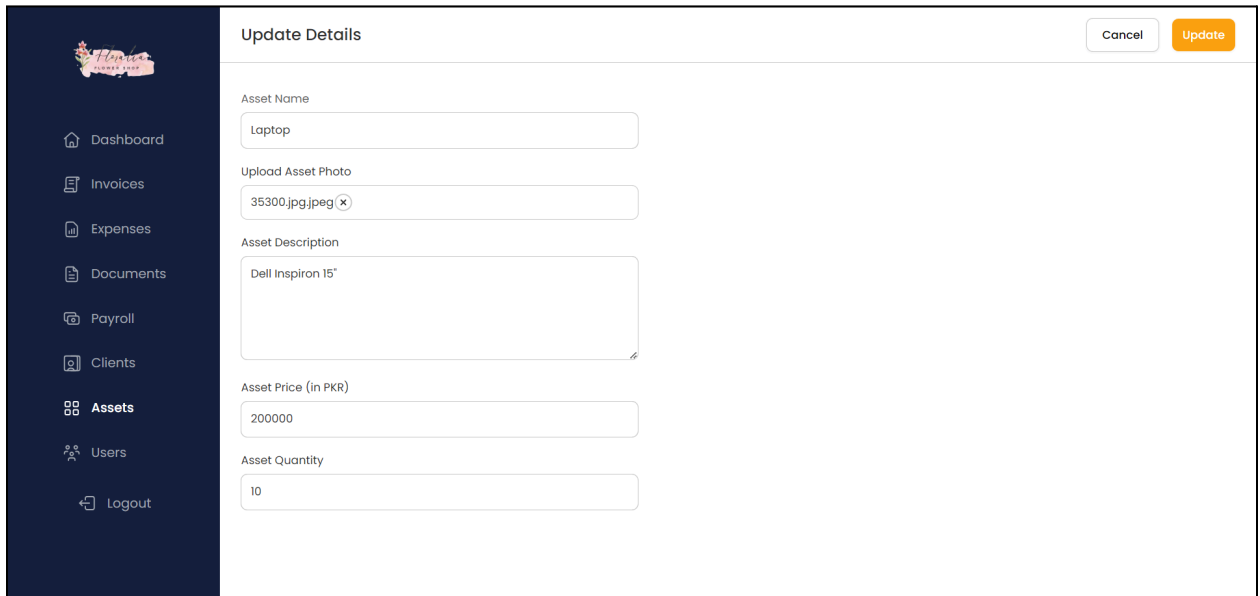
This screenshot shows the same 'Assets' interface but with a search filter applied. The search bar contains 'lapt' and the 'Filter' button is active. The asset list is filtered to show only the 'Laptop' entry. A dropdown menu is open over the 'Price' column, showing filter options: 'Last Week', 'Last Month', 'Last Year', and 'Custom Range'. The 'Date Created' column for the laptop entry shows '10 July, 2023'. The summary cards and pagination controls remain the same as in the previous screenshot.

Image	Asset Name	Description	Price	Quantity	Date Created	
	Laptop	Dell Inspiron 15"	200,000.00	10	10 July, 2023	

Edit assets' quantity:

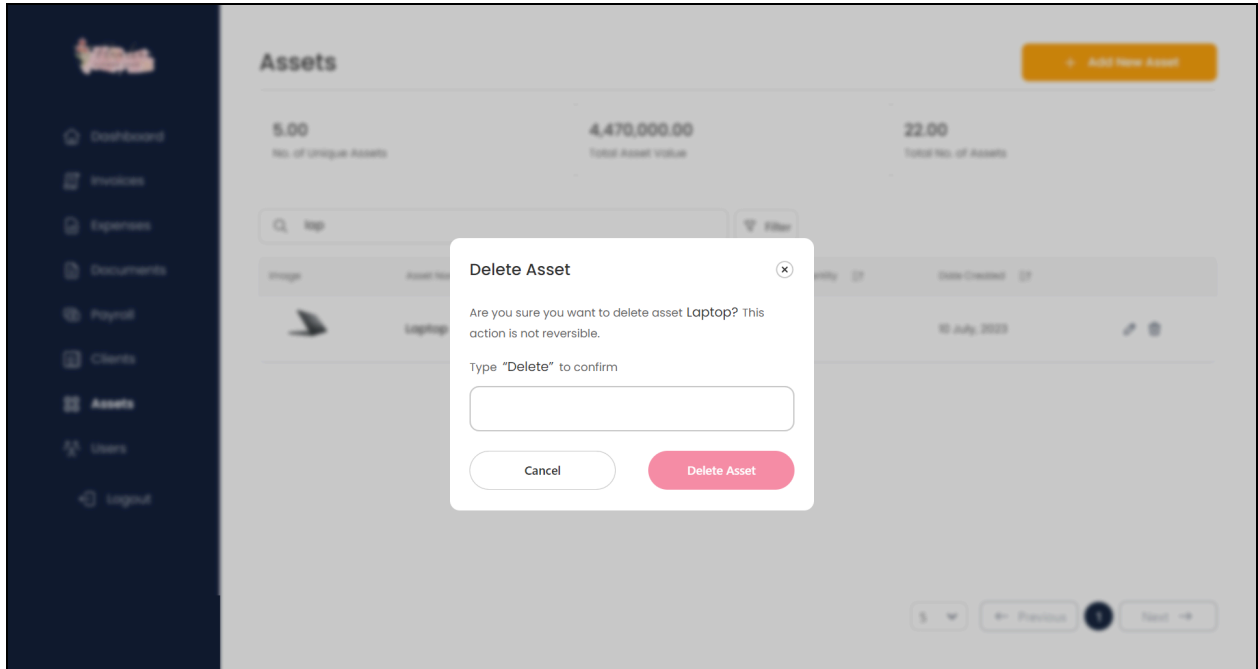


Edit assets' details:

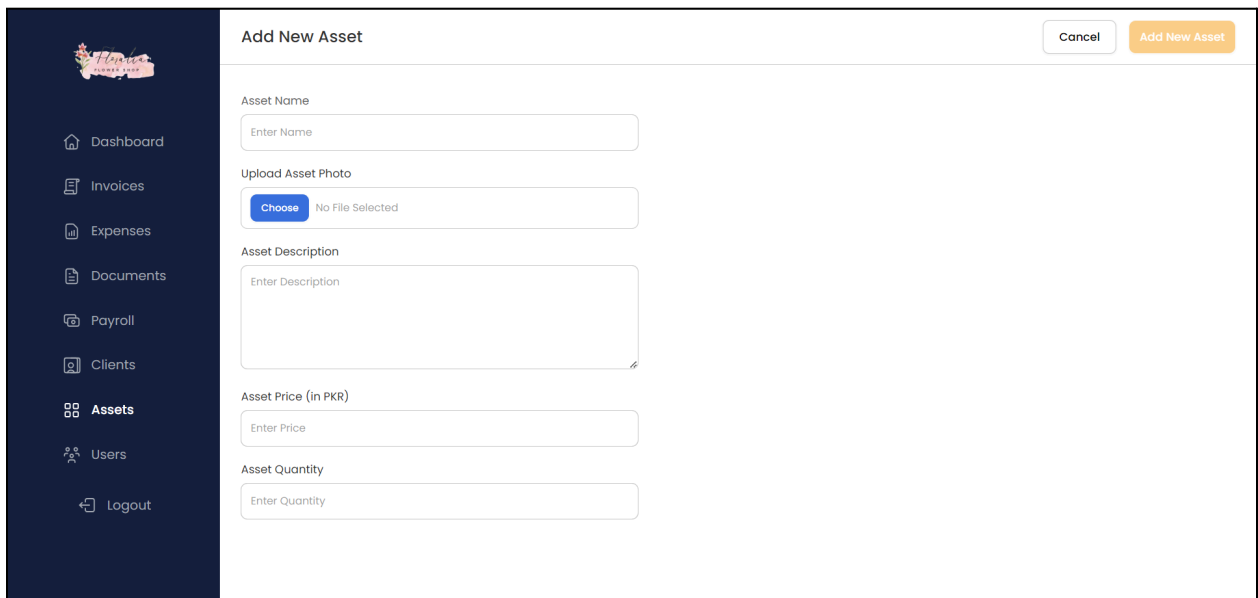


Delete assets:





Add new assets:



## User Roles and Access Control

Security is paramount in financial management. AI-Driven System offers flexible user roles and access control mechanisms, allowing administrators to define granular permissions and restrict access to sensitive financial data, ensuring confidentiality and compliance.

View all users and their details:

The screenshot shows the 'Manage Users' interface. On the left is a dark sidebar with navigation links: Dashboard, Invoices, Expenses, Documents, Payroll, Clients, Assets, Users (highlighted), and Logout. The main content area has a title 'Manage Users' and an orange '+ Add New User' button. Below the title is a search bar with the placeholder 'Search Users'. A table lists users with columns for 'User Name', 'Email', 'Accessible Modules', 'Manage Access', and edit/delete icons. The table contains 8 rows of user data. At the bottom right, there is a pagination control showing '5' items, 'Previous', '1' (current page), and 'Next'.

User Name	Email	Accessible Modules	Manage Access	
Emily Johnson	emily.johnson@example.com	Clients Assets ...	Manage Access	
Amanda Robinson	a.robinson@example.com	Users Assets ...	Manage Access	
Michael Smith	m.smith@example.com	Dashboard ...	Manage Access	
Sarah Patel	sarah.patel@example.com	Payroll Invoices ...	Manage Access	
Samantha Lee	s.lee@example.com	Invoices Expenses ...	Manage Access	
Jessica Martinez	j.martinez@example.com	Expenses Invoices ...	Manage Access	
Ryan Nguyen	r.nguyen@example.com	Reports Documents ...	Manage Access	

Search through the list:

This screenshot shows the 'Manage Users' interface with a search filter applied. The search bar now contains the text 'em'. The table below the search bar now only displays one row for 'Emily Johnson', as her name and email contain the search criteria. The rest of the interface, including the sidebar and pagination, remains the same as in the previous screenshot.

User Name	Email	Accessible Modules	Manage Access	
Emily Johnson	emily.johnson@example.com	Clients Assets ...	Manage Access	

Edit details:

**Update Details** Cancel Update

User Name

Email Address

Manage Module Access

- Dashboard
- Invoices
- Expenses
- Payroll
- Clients
- Documents
- Assets
- Users

Manage access:

**Manage Users** Add New User

Search users

User Name

Emily Johnson	Management	Management	Management
Amanda Robinson	Management	Management	Management
Michael Smith	Management	Management	Management
Sarah Patel	Management	Management	Management
Samantha Lee	Management	Management	Management
Jessica Martinez	Management	Management	Management
Ryan Nguyen	Management	Management	Management

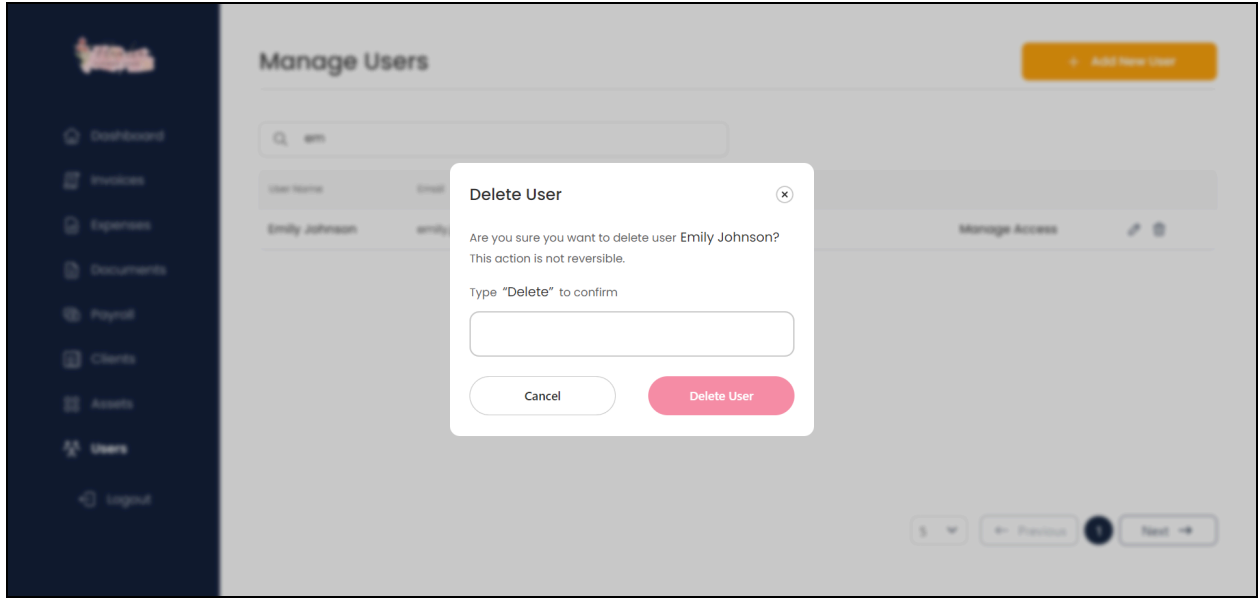
**Manage Module Access** ×

- Dashboard
- Invoices
- Expenses
- Payroll
- Clients
- Documents
- Assets

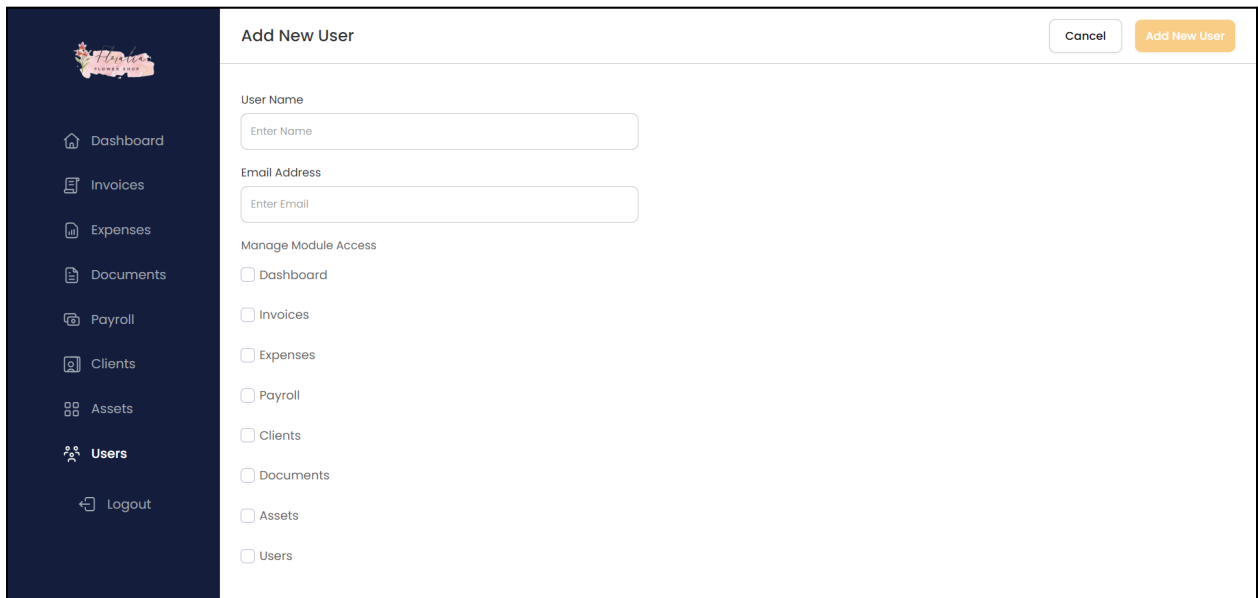
Cancel Confirm

5 Previous Next

Delete users:



Add new users:



A user with access control will have their sidebar looking like this (with less options):

**Clients**

Customer **Vendor**

Search Customers + Add Customer

Company Details	Billing Address	Phone Number	
Tech Innovations Inc. info@techinnovations.com	1234 Main Street, Suite 100, Anytown, USA	55512345678	<a href="#">✎</a> <a href="#">🗑️</a>
XYZ Corporation xyz@example.com	456 Elm St, City B	(987) 654-3210	<a href="#">✎</a> <a href="#">🗑️</a>
Acme Industries acme@example.com	789 Oak St, City C	(555) 555-5555	<a href="#">✎</a> <a href="#">🗑️</a>
Jade & Partners jadeandpart@example.com	321 Elm St, City W	(777) 111-2222	<a href="#">✎</a> <a href="#">🗑️</a>
ABC Company abc@example.com	123 Main St, City A	(123) 456-7890	<a href="#">✎</a> <a href="#">🗑️</a>

5 ← Previous **1** Next →

## Vendors Management

AI-Driven System simplifies vendor management by providing tools to track vendor information, manage contracts, and process payments efficiently. By streamlining vendor interactions, AI-Driven System helps businesses build stronger supplier relationships and optimize procurement processes.

View all vendors:

**Clients**

Customer **Vendor**

Search Vendors + Add Vendor

Company Details	Billing Address	Phone Number	
Smith & Co. smithco@example.com	123 Main St, City A	(123) 456-7890	<a href="#">✎</a> <a href="#">🗑️</a>
Johnson Enterprises johnson@example.com	456 Elm St, City B	(987) 654-3210	<a href="#">✎</a> <a href="#">🗑️</a>
Robinson Supplies robinson@example.com	789 Oak St, City C	(555) 555-5555	<a href="#">✎</a> <a href="#">🗑️</a>
Adobe Inc Silicon adobe@adobeinc.com	Adobe HQ, Silicon Valley, USA	123455	<a href="#">✎</a> <a href="#">🗑️</a>
Miller Distribution miller@example.com	321 Pine St, City D	(111) 222-3333	<a href="#">✎</a> <a href="#">🗑️</a>

5 ← Previous **1** Next →

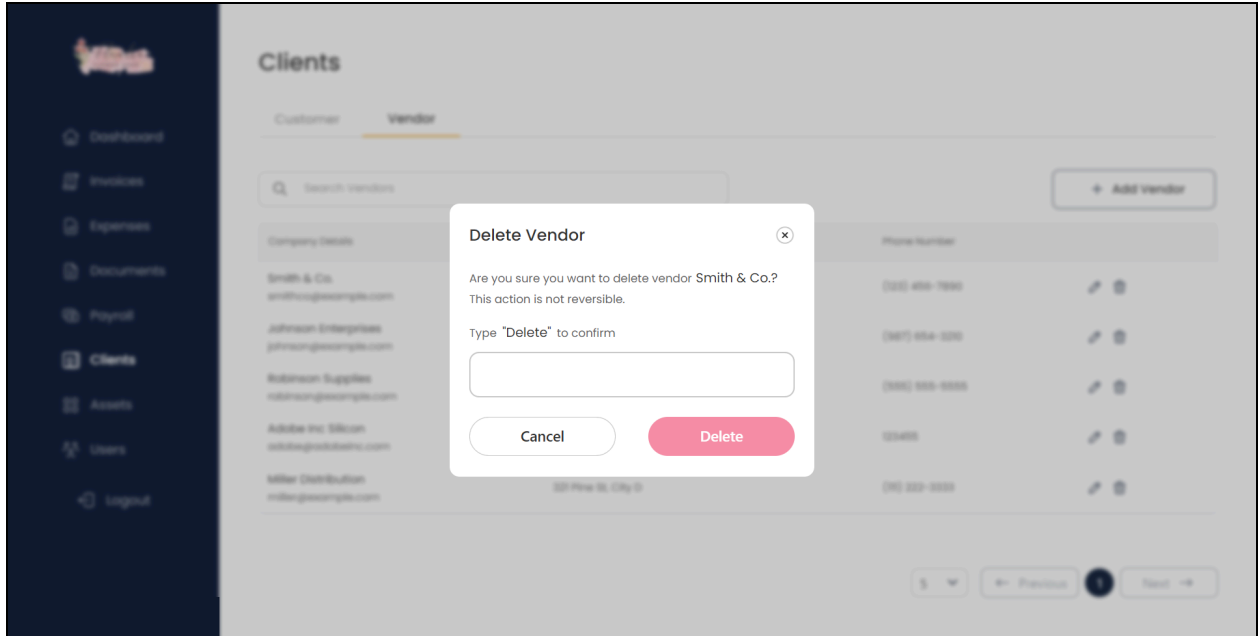
Search through the list:

The screenshot shows a web application interface for managing clients. On the left is a dark blue sidebar with navigation icons and labels: Dashboard, Invoices, Expenses, Documents, Payroll, Clients (highlighted), Assets, Users, and Logout. The main content area is titled 'Clients' and has two tabs: 'Customer' and 'Vendor' (selected). Below the tabs is a search bar containing 'sm' and a '+ Add Vendor' button. A table displays vendor information with columns for Company Details, Billing Address, and Phone Number. The table contains one entry for 'Smith & Co.' with email 'smithco@example.com', address '123 Main St, City A', and phone '(123) 456-7890'. Edit and delete icons are visible for this entry. At the bottom right, there is a pagination control showing '5' items, 'Previous', '1' (current page), and 'Next'.

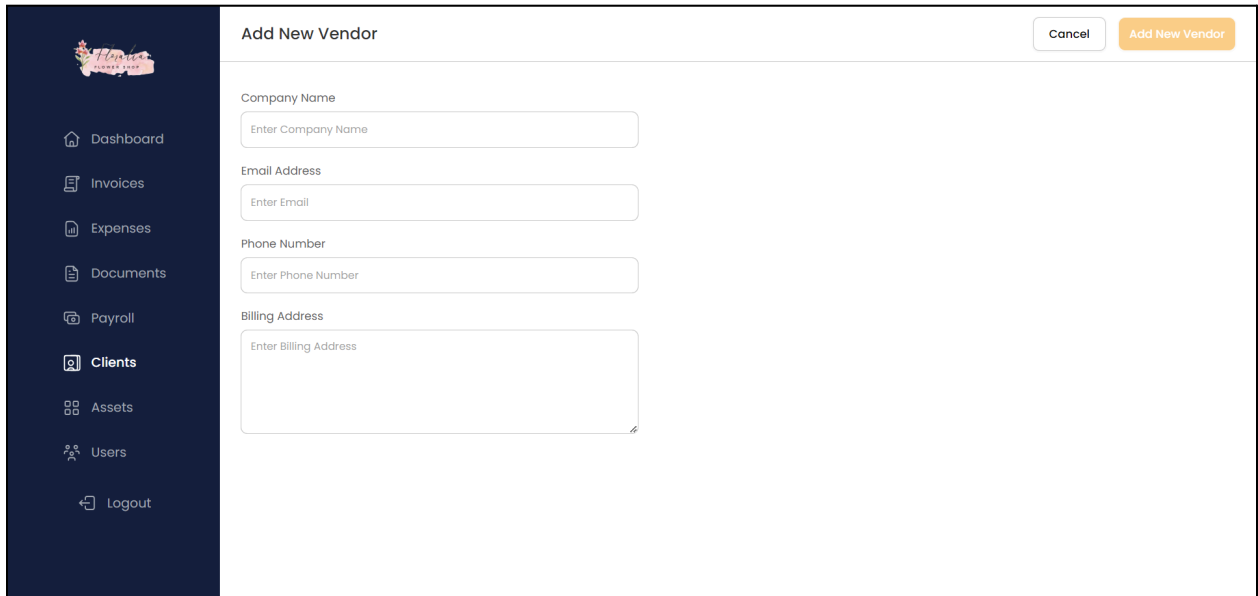
Edit vendors:

The screenshot shows the 'Update Details' form for a vendor. The sidebar is identical to the previous screenshot. The main content area is titled 'Update Details' and has 'Cancel' and 'Update' buttons in the top right. The form contains several input fields: 'Company Name' (filled with 'Smith & Co.'), 'Email Address' (filled with 'smithco@example.com'), 'Phone Number' (placeholder 'Enter Phone Number'), and 'Billing Address' (filled with '123 Main St, City A').

Delete vendors:



Add new vendors:



## Reports

AI-Driven System generates comprehensive financial reports for expenses, invoices, etc.

## Conclusion

In summary, the AI-Driven System offers a comprehensive suite of features to streamline and optimize your organization's financial operations. From invoice management and expenses tracking to payroll administration and reporting, AI-Driven System provides the tools you need to effectively manage your finances, drive growth, and achieve your business objectives.

Discover the power of AI-Driven System and take control of your financial future today.

## Setup and Start Guide:

1. Import the .sql file in your database (MySQL, DBeaver) - you will be able to see the schema with some sample data to start off.
2. Then install node modules by writing **npm install** in the terminal for both Backend and Frontend, and you are good to go!

## Integration

No extra integrations are required.

## Target Audience

The target audience for the AI-Driven System described in the introduction includes:

1. Small and Medium-sized Enterprises (SMEs): Businesses looking for an integrated solution to manage their finances efficiently without the complexity and overhead of enterprise-level systems.
2. Financial Managers and Controllers: Professionals responsible for overseeing and optimizing their organization's financial performance, including budgeting, accounting, and reporting.
3. Entrepreneurs and Startups: Individuals and small businesses seeking a user-friendly and scalable financial management solution to support their growth and expansion initiatives.
4. Accountants and Bookkeepers: Professionals involved in managing financial records, reconciling transactions, and ensuring compliance with regulatory requirements.



5. **Administrative Staff:** Employees tasked with handling administrative functions such as invoicing, expense tracking, payroll processing, and vendor management within organizations of various sizes.
  
6. **Business Owners and Executives:** Decision-makers seeking insights into their company's financial health and performance to make informed strategic decisions and drive business growth.
  
7. **Consultants and Financial Advisors:** Professionals providing financial advisory services to clients who require tools to streamline financial processes, track performance, and generate actionable insights.

By catering to a diverse range of users across different industries and organizational roles, the AI-Driven System aims to address the varied needs and requirements of its target audience, empowering them to effectively manage their finances and achieve their business objectives.

### **Contacting Support**

If you encounter any issues or have questions about the system, please feel free to contact our support team at [info@pookidevs.com](mailto:info@pookidevs.com).